



Tuition Fees Payment

4 APR. 2025

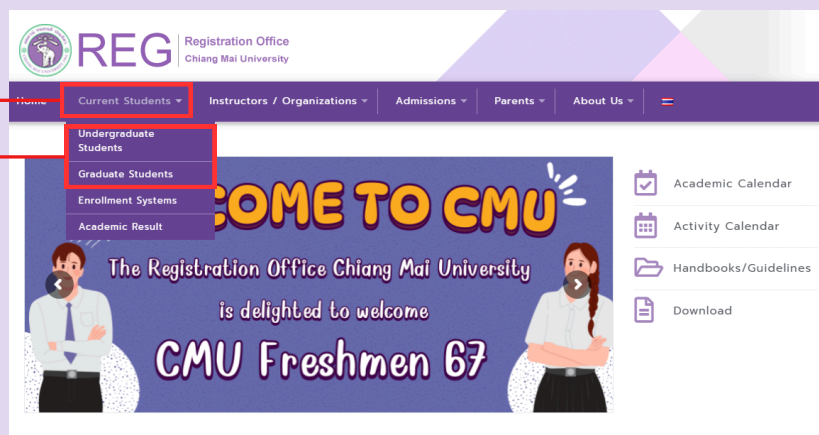
1

FOR STUDENT OF ALL LEVELS

The system is at "<https://www.reg.cmu.ac.th>"

Click
"Current Student"

Choose Education Level
"Undergraduate Student"
or
"Graduate Student"



Click "Login with CMU Account"

Login with CMU Account

2

3

Sign in to continue to
"Registration System"

Email address @cmu.ac.th

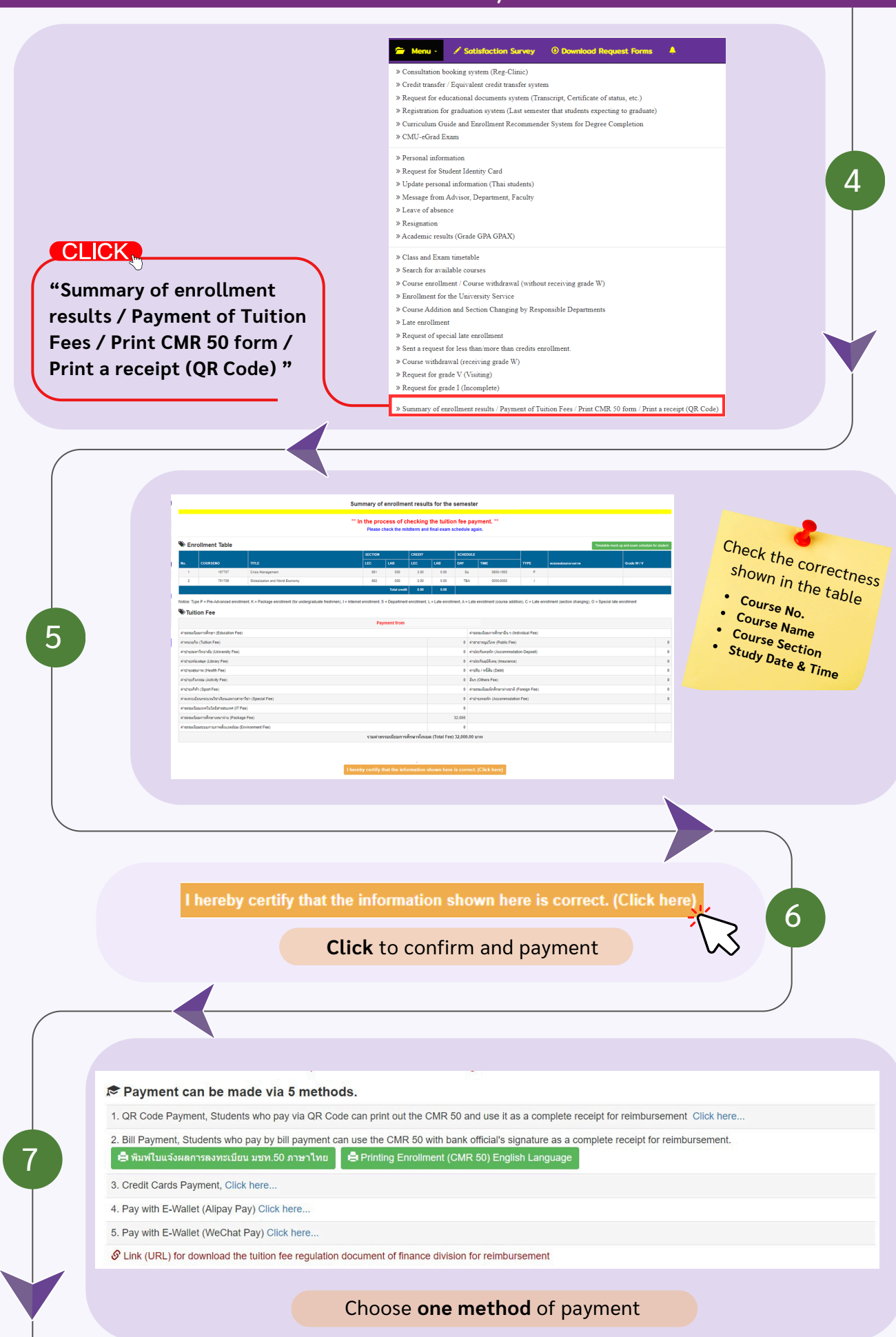
Next

Can't access your account?

© 2019 CMU Account, ITSC
Chiang Mai University

Login with CMU IT Account
(@cmu.ac.th)

Tuition Fees Payment



Tuition Fees Payment

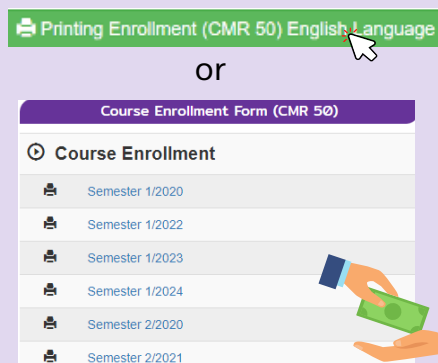
The chosen method will appear in the system

Note : QR CODE is the main payment method (convenient, fast, and no additional charges)

1. Paying Via QR CODE



2. Paying Via Bill Payment



3. Paying Via Credit Cards

Note :

- Paying the tuition fee at the finance division with 0.9% Processing fee, the last day of payment should be pay before 4.30 pm.
- Paying the tuition fee through online system with 2.1% , the last day of payment should be pay before 11.00 pm.

ชำระเงินด้วยบัตรเครดิต (Credit Cards Payment)	
» รายการชำระเงิน ค่าธรรมเนียมการศึกษา ภาคการศึกษาที่	
Tuition fee for the semester	
รหัสบัตร (Student ID)	67777777
ชื่อ-สกุล (Name-Familyname)	นางสาววิไลลักษณ์ พันธ์งาม
ค่าธรรมเนียมการศึกษา (Tuition fee)	15,000.00 บาท (Baht)
ค่าธรรมเนียมการให้บริการบัตรเครดิต ค่าใช้จ่ายและภาษี 2.30 % (Credit Card service fee and Tax of 2.30 %)	345.00 บาท (Baht)
รวมจำนวนเงินที่ต้องชำระทั้งหมด (Total)	15,345.00 บาท (Baht)
**หมายเหตุ: ใบเสร็จรับเงินจะแสดงเฉพาะค่าธรรมเนียมการศึกษาเท่านั้น ไม่รวมค่าธรรมเนียมการให้บริการบัตรเครดิต ค่าใช้จ่ายและภาษี 2.30 %	
** Receipt shows only the total amount of the tuition fee which not include Credit Card service fee, Tax of 2.30 % and others expenses.	
ยืนยันการชำระเงินด้วย Credit Cards (Confirm Payment)	

8

4. Paying Via E-Wallet (Alipay)

Note : Processing fee of 1.7%, the last day of payment should be pay before 11.00 pm.

5. Paying Via E-Wallet (WeChat Pay)

Note : Processing fee of 1.7%, the last day of payment should be pay before 11.00 pm.

Tuition Fees Payment

After the
tuition fee
has been
paid



9

Receiving the receipt



You can retrieve the receipt of the tuition fee through the REG website, if you paid by these following methods:

1. QR CODE
2. Credit Cards
3. E-Wallet (Alipay)
4. E-Wallet (WeChat Pay)

9.1

The screenshot shows the REG website interface. On the left, there's a sidebar with 'Course Enrollment' and 'Enrollment for Service'. The main area displays 'Summary of enrollment results for the semester' with a table of enrollment details. Below the table, there are two buttons: 'Print a receipt (Pay by QR CODE)' and 'Print a receipt (Pay by Credit Card, Alipay, WeChat Pay)'. A red arrow points from the 'Print a receipt (Pay by QR CODE)' button to a detailed view of the receipt, which includes the student's name, course details, and payment information.



Paying by Bill Payment

9.2

- Students who pay by bill payment can use the CMR 50 with bank official's signature as a receipt.
- In case of lost the receipt (CMR 50 with bank official's signature), please contact Finance Division Chiang Mai University (053-943130) to request a copy of the receipt.

ATTENTION PLEASE

!!!! Students who have not paid their tuition fees within the period specified in the academic calendar will be canceled the result of course enrollment. Student have to request the late enrollment (with a special case) and pay tuition fees with fine for late according to the university announcement !!!